



MASSEY FERGUSON

# MF 1840

Centre-line small rectangular baler



**FROM MASSEY FERGUSON**



**Page 06**  
The MF 1840 –  
A Real Investment



**Page 08**  
The unique in-line  
conventional baler



**Page 11**  
Feeding



**Page 12**  
Superior Knotters

# Contents

- 06 The MF 1840 – A Real Investment
- 08 The unique in-line conventional baler
- 10 Pick-up
- 11 Feeding
- 12 Superior Knotters
- 13 OptiForm™ Bale Chamber
- 14 Accessories
- 15 Total Support. There when you need it.
- 16 Specifications
- 18 Machine Overview



**Page 13**  
OptiForm™ Bale Chamber



**Page 16**  
Specifications



## Massey Ferguson | Leading the way in advanced hay and forage technology



The Massey Ferguson MF 1840 baler is designed at the AGCO Centre of Excellence for square balers in Hesston, Kansas.

With hundreds of patents to its credit, Hesston® has been the hay and forage innovator since 1955, when the company developed the first commercially available self-propelled windrower. Other industry 'firsts' have included the first hydrostatic windrower, the first centre-pivot mower-conditioner and the first large square baler - which had nearly 50 individual patents of its own.

Today, Hesston is home to a dedicated team of engineers who continue to lead the way in advanced hay and forage technology.





# The MF 1840: A real investment

The MF 1840 'centre-line' baler goes from strength-to-strength thanks to its popular design and well-established reputation as the perfect small, square baler. Whether you bale a few hectares a year for your own livestock, or produce thousands of bales annually in a commercial operation, the MF 1840 will fit your requirements and budget perfectly.

	<b>MF 1840</b>
Bale size	Width 457mm x Height 356mm
Bale length	up to 1300mm
Crops	Straw, hay, low moisture haylage
Power requirement	Recommended minimum 50 PTO hp
Working pick-up width	1.9m
Density control	Manual springs or automatic hydraulic



The MF 1840 baler has a steadfast reputation as a sturdy and reliable partner for 'fuss-free' baling. Thanks to its simple operation and consistent design, this simple 'centre-line' baler will quickly become a worthwhile investment for your business.

The latest MF 1840 baler now offers big increases in feeding ability, is robust and durable with a low power requirement, ensuring years of reliable service.


This 'centre-line' small rectangular baler has a working pick-up width of 1.9m. The wide, heavy-duty pick-up is ideal for high usage or contracting. It is guaranteed to produce consistent, densely packed bales of hay or straw that are the right size for easy handling or feeding and the right density for efficient storage and transport.

**Make the right business choice with an MF 1840 baler.**

## The benefits of in-line baling

Easy on the road, easy in the field.

You'll notice the first advantage before reaching the field. Even though the MF 1840 features a wide pick-up, transport width is exceptionally narrow because of the in-line design allowing easy access to narrow lanes and awkward gateways. And when you get to the field, there is no need to adjust the baler from a 'transport' position to a 'work' position – you just lower the pick-up and start baling.





## In-line design

The unique centre-line construction is designed to run in-line directly behind the tractor for unrivalled convenience and field efficiency. In addition, it also gives you better weight distribution and reduces ground compaction.

Field and transport positions are one and the same. You never have to move bales out of the way when opening up a field or jockey through gateways. The MF 1840 has a narrow class-leading overall transport width of 2.6m.

The wide pick-up with centering augers increases baling capacity by evenly filling both sides of the bale chamber, creating uniform shaped bales. Dual pick-up gauge wheels help to maintain a healthy feed and avoid tine damage.

The low profile pick-up gently lifts the crop a short distance and feeds it directly into a pre-packer chamber, reducing crop damage and leaf loss. This improves crop feed and allows for an increased working speed.



## Superior feeding

The 1.9 metre wide pick-up features a small diameter, 'low-profile' design with closely spaced tines ensuring that windrows are picked up cleanly with minimal disturbance and leaf loss. Gauge wheels, fitted as standard to either side, further help the pick-up to follow uneven ground contours, avoiding pick-up tine damage. The MF 1840 features a four tine bar pick-up for higher throughput.

As soon as the crop enters the pick-up, centring augers move the material into the centre of the baler. This ensures equal material distribution, improves crop feed and prevents the bale from becoming 'banana-shaped'.

The MF 1840 has high capacity cross augers which give it massive feeding capability in heavy and damp crops.



## Crop flow

The crop is delivered into the pre-compression chamber where the flake is pre-formed before entering the main chamber. This ensures a well-shaped bale is formed improving bale density and reducing stress on components giving improved baler durability. With a short stroke and high speed plunger, the pre-formed slice concept enables the baler to operate with high capacity, significantly reducing plunger bearing wear whilst generating a greater number of bales.



Crop is moved directly from the pick-up into a pre-forming chamber.



The packer fork then pushes the pre-formed flake up and into the bale chamber.

# Rugged knotter design



The design of knotters are built to operate reliably season after season, with minimum fuss or maintenance. Their rugged design guarantees excellent reliability, bale after bale, whether using high quality plastic or sisal twine.



An automatically reversed electric knotter fan is fitted as standard to the MF 1840\* and ensures the knotters are kept clean and free from any debris build up during operation.

\*Market Specific



Air is drawn in from the front, flows across the knotters and out of the rear of the knotter cover.



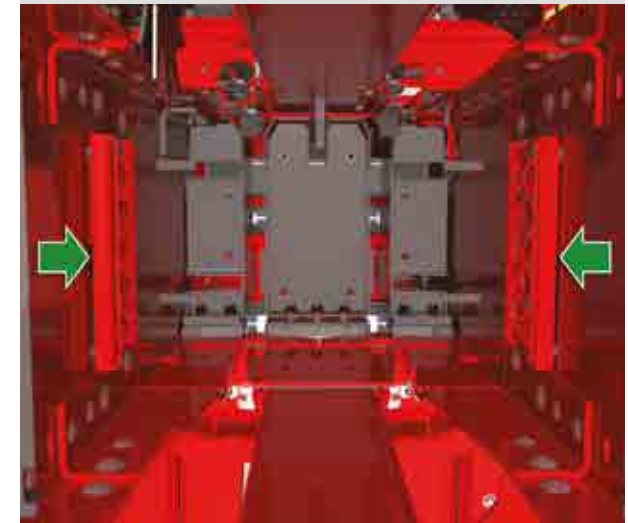
The MF 1840 carries 10 balls of twine which is enough for the longest days' work. The large dimension of each compartment allow 'super large' size twine spools to be used, enabling even more twine to be carried and therefore more bales produced per twine fill-up.

# OptiForm bale chamber



To ensure superb bale shape in all conditions and maintain consistent density, the OptiForm bale chamber is 460 mm or 30% longer when compared to the previous MF 1839 baler.

To help maintain density in the toughest of conditions, the bale chamber is also equipped with adjustable bale chamber resistance doors. These help to complement the pressure applied to the bale from the top and bottom density rails.



## Accessories

Optional extras are available to increase productivity, make light work of tough jobs and even help your business to grow.



### Adjustable length drawbar

A heavy duty drawbar is available for attaching bale accumulators and collectors easily and in the right place.



### Hydraulic Bale Density Control

The system automatically regulates pressure on the pressure rails of the OptiForm bale chamber to ensure consistent bale density as conditions vary across the field and throughout the day.



### System control

A small hydraulic reservoir, pump and pressure regulator at the front of the baler control the oil pressure in the density control rams.



### Hydraulic density control ram

The control ram applies pressure to the top and bottom density rails.



### Grease gun for centralised knotter greasing system

Available as a dealer-fit option.



### Easy Adjust bale length

It's easy and simple to adjust the length using this control feature

# Parts & Service

It's all about a lifetime of support



Buying, owning, and maintaining farm machinery can be complex, so having absolute peace of mind that you have great back-up and support is a hugely important consideration. As a Massey Ferguson customer you are assured of personalised, responsive, and friendly support from our network of expert dealers who truly understand your business.

There is no cut-off time for Parts and Service because a machine may be out of service. We are available to you throughout your ownership of your Massey Ferguson machine.

Our Dealers are committed to finding the right product for you and then supporting you with the best service, parts provision and backup. You'll be part of a dedicated family of highly skilled specialists who make it their business to give you genuine, top quality service support.

We take great pride and responsibility in every machine we sell and we make it our mission to keep your machinery running reliably, every time you turn the key.

# Specifications as standard



5660 mm



2600 mm

		<b>MF 1840</b>
<b>Bale Size</b>		
Cross section (width x height)	mm	457 x 356
Bale length (maximum)	mm	up to 1300
<b>Dimensions and Weights</b>		
Overall width	mm	2600
Transport width	mm	2600
Overall length - less bale chute	mm	4760
Overall length - with bale chute	mm	5660
Overall height	mm	1700
Weight	kg - approx.	1570
<b>Main Drive System</b>		
Protection	Slip clutch, overrunning clutch and flywheel shear bolt	
<b>Pick-up</b>		
Lift/lower	Hydraulic	
Panel to panel - outside	mm	2264
Effective working width	mm	1928
Width - outside tine to outside tine	mm	1782
Number of tine bars	4	
Number of double tines	56	
Drive protection	Torque limiter	
Auger diameter	mm	280
<b>Feeding System</b>		
Packer	4 tine fork	
Protection	Slip clutch, overrunning clutch and flywheel shear bolt	
<b>Plunger</b>		
Speed	strokes/min	100
Length of stroke	mm	550
Number of plunger roller bearings	8	
<b>Tying Mechanism</b>		
Number / type of knotters	Two heavy duty single knotters	
Twine type	High quality plastic	
Capacity	10 spools	



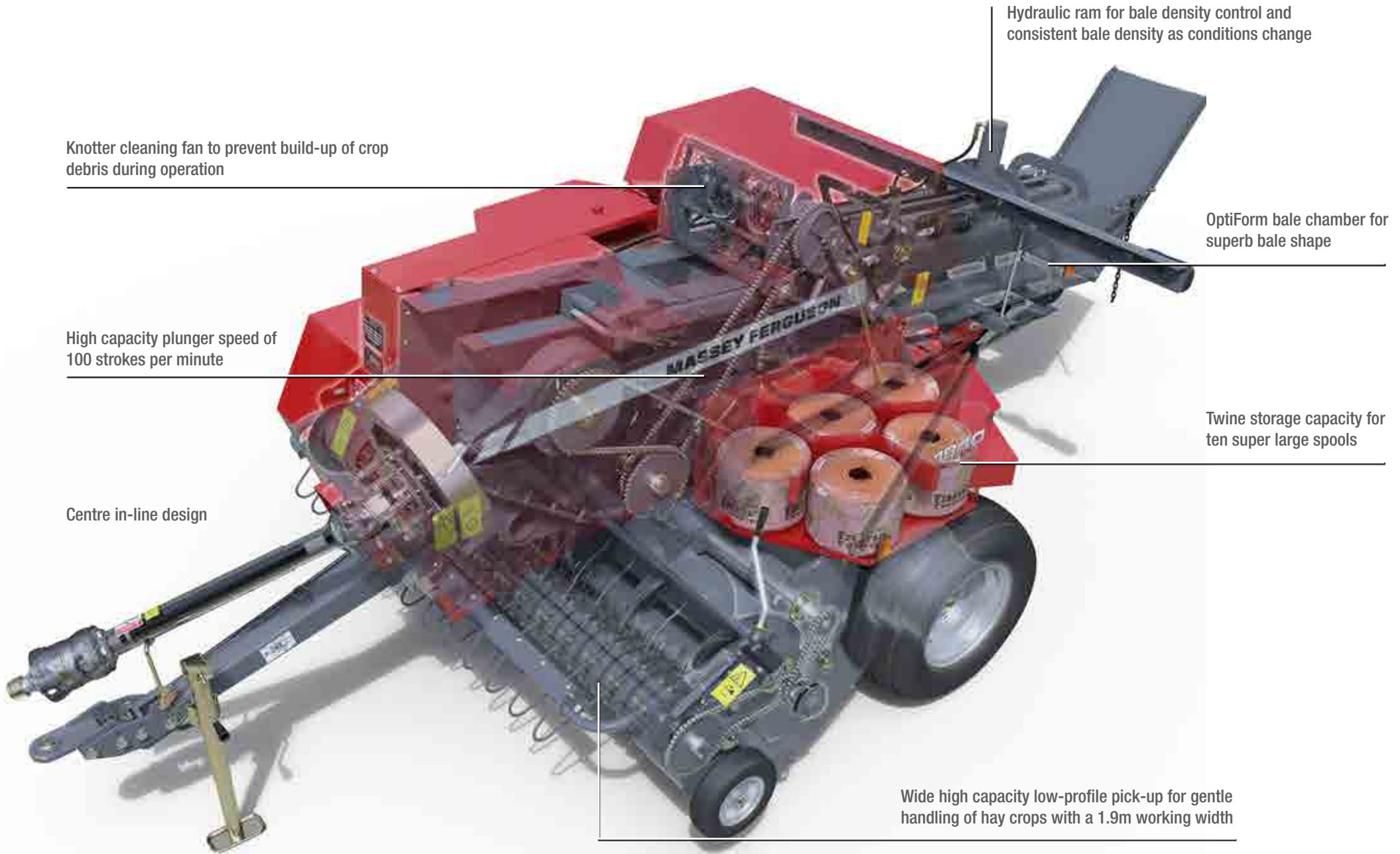
		<b>MF 1840</b>	
<b>Tyres</b>			
Standard		31 x 13.5 - 15, 8-Ply	
<b>Lights</b>			
CE road lighting		●	
<b>Bale Density System</b>			
Standard		Spring loaded density control rails	
Optional		Hydraulic density control	
<b>Tractor Requirements</b>			
Recommended PTO horsepower	Hp /kW	50 /37	
PTO operating speed	rev/min	540	
PTO type	Type 1 13/8" 6 spline CV PTO shaft		
Hydraulics spool valve requirement	min /rec	1 x Double Acting	
<b>Variable Equipment</b>			
Automatic hydraulic bale density control	○		
Adjustable drawbar / wagon hitch	○		

● = Standard

○ = Optional

Every effort has been made to ensure that the information contained in this publication is as accurate and current as possible. However, inaccuracies, errors or omissions may occur and details of the specifications may be changed at any time without notice. Therefore, all specifications should be confirmed with your Massey Ferguson Dealer or Distributor prior to any purchase.

# Built to meet the demands of the toughest season



Hydraulic ram for bale density control and consistent bale density as conditions change

Knotter cleaning fan to prevent build-up of crop debris during operation

OptiForm bale chamber for superb bale shape

High capacity plunger speed of 100 strokes per minute

Twine storage capacity for ten super large spools

Centre in-line design

Wide high capacity low-profile pick-up for gentle handling of hay crops with a 1.9m working width





# MASSEY FERGUSON



Web: [masseyferguson.com/en\\_za/](http://masseyferguson.com/en_za/)  
Facebook: [www.facebook.com/MasseyFergusonSA](http://www.facebook.com/MasseyFergusonSA)  
Twitter: [Twitter.com/MF\\_EAME](http://Twitter.com/MF_EAME)  
Instagram: [Instagram.com/MasseyFergusonGlobal](http://Instagram.com/MasseyFergusonGlobal)  
YouTube: [www.YouTube.com/MasseyFergusonGlobal](http://www.YouTube.com/MasseyFergusonGlobal)  
Blog: [Blog.MasseyFerguson.com](http://Blog.MasseyFerguson.com)

AGCO South Africa Marketing  
16 Pomona Road, Kempton Park, Gauteng, 1619